



SUPPORT



TRUST



UNITY



EXCELLENCE

Marin County Public Health: 2023-2024 Priorities

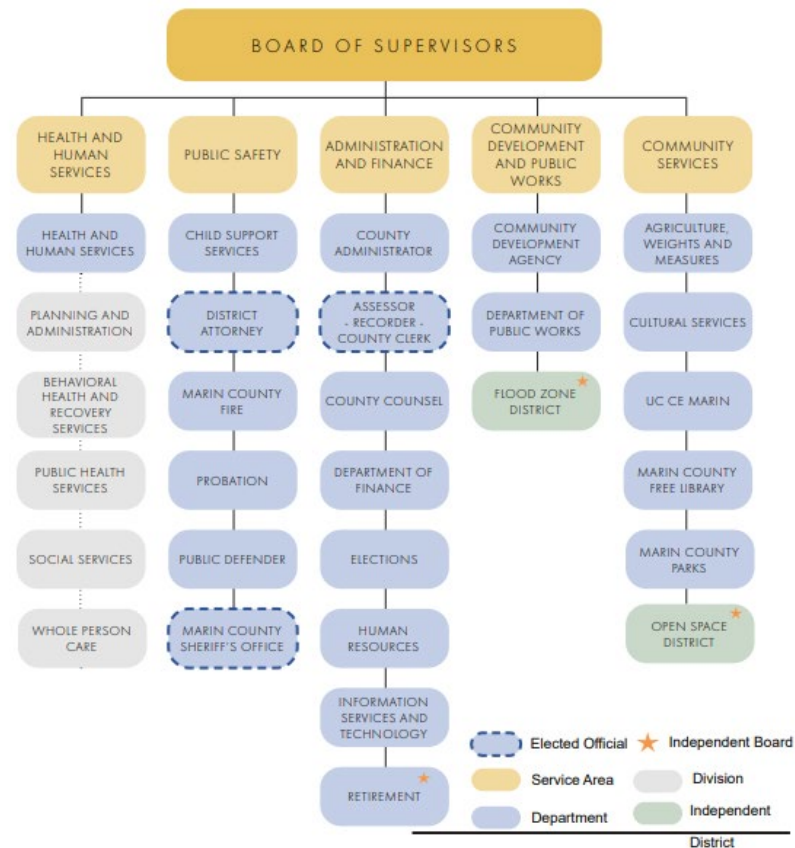
Matt Willis, MD, MPH

Public Health Officer

September 12, 2023

“County of Marin”

MARIN COUNTY ORGANIZATION CHART



Marin Health and Human Services Divisions



Whole Person Care

Coordinated approaches to meeting the needs of the most vulnerable including homeless residents.



Social Services

Services that provide food, cash aid, medical benefits as well as social care for infants all the way to older adults.



Planning and Administration

Everything from strategic planning and measurement to human resources, IT, fiscal and facilities



Behavioral Health and Recovery Services

Behavioral health and recovery services that include Psychiatric Emergency and alcohol and other drug programs.



Public Health

Communicable disease, our clinics and labs as well as emergency medical services and community health, policy, and prevention.

What Role Do We Play?



“Helping someone else through difficulty is where civilization starts.” -Margaret Mead

Marin County Public Health Priorities: 2023-2024

Overdose prevention

Public health impacts of climate change

Outbreak prevention and control

Reducing gaps in life expectancy

Pandemic recovery

Marin County Public Health: Strategic Focus 2023-2024

Public health communications

Data and outcomes

Partnerships

Focus on equity

Innovation

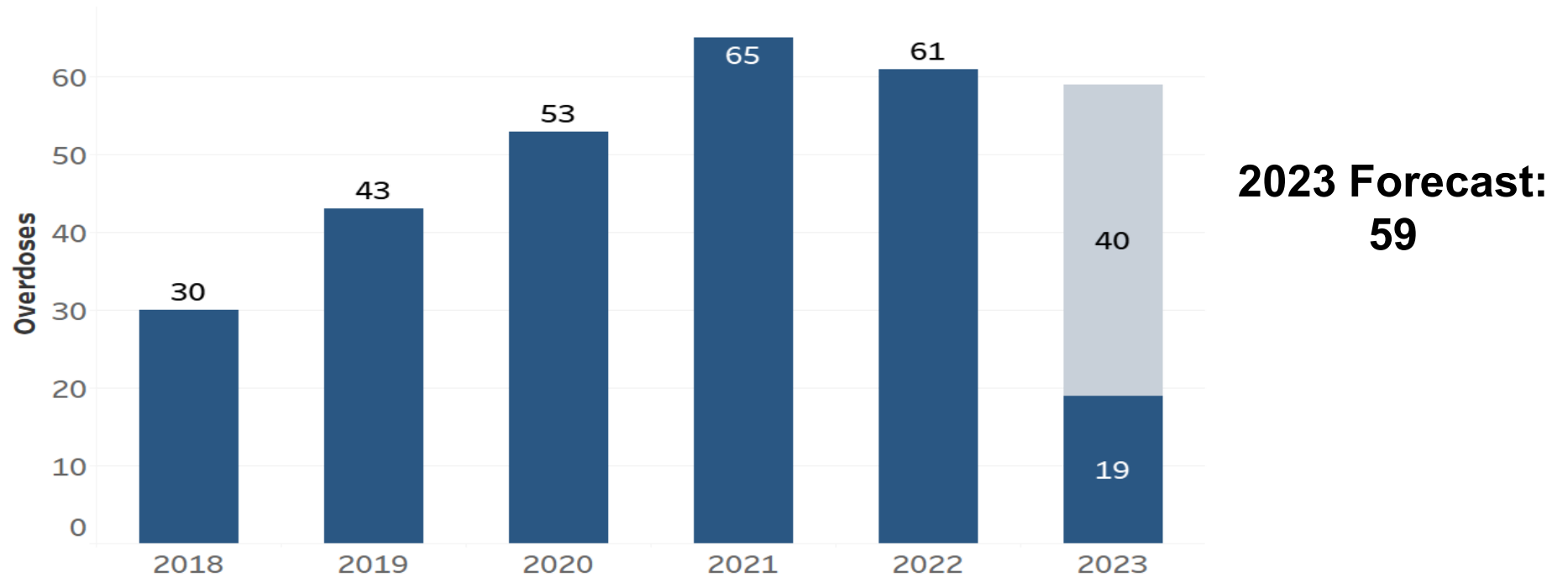


Requests for disability accommodations may be made by phoning **(415) 473-7159** (Voice), CA Relay 711 or by e-mail at **NTyler@marincounty.org**.

Overdose Prevention: Marin County Overdose Burden

- Leading cause of death among residents age 55 and under in Marin County
- More than 1 per week
- Fentanyl is involved in 6 out of 10 fatal overdoses

Fatal Overdoses, Marin County: 2018-2023



CDPH Center for Health Statistics. Updated 7.28.23

Characteristics of Overdose Victims: Marin County

- Span the age spectrum
- All races and ethnicities
- All communities
- First-time experimentation, regular substance users
- Two-thirds are male

OD Free Marin



- Coordinates action across sectors
- Schools, healthcare, community organizations, impacted families, government
- Dedicated goals and strategies

Overdose Prevention: Three Primary Strategies

- Education
- Narcan
- Treatment

Education: 2023 Initiatives

- Fentanyl Awareness campaign
- Overdose Death Review Board
- Focus Groups with those using substances
- Wastewater monitoring
- OD Free Marin Data Dashboard
- Standardized curriculum for middle schools
- Regular community forums

HEY WHERE'S MARIN THE FENTANYL?

IT'S IN...
 SAN RAFAEL
 NOVATO
 MILL VALLEY
 CORTE MADERA
 SAUSALITO
 GREENBRAE
 SAN ANSELMO
 FAIRFAX
 SAN QUENTIN
 PT. REYES STATION
 BELVEDERE
 TIBURON
 BOLINAS
 FOREST KNOLLS
 INVERNESS
 KENTFIELD
 WOODACRE
 LARKSPUR
 ROSS
 SAN GERONIMO
 TOMALES
 MARIN CITY
 OLEMA
 TERRA LINDA
 MUIR BEACH
 STRAWBERRY
 MARINWOOD
 BEL MARIN KEYS
 NICASIO
 STINSON BEACH
 DILLON BEACH
 LAGUNITAS
 LUCAS VALLEY
 MARSHALL
 SLEEPY HOLLOW
 SANTA VENETIA
 HOMESTEAD VALLEY
 BLACK POINT

"All of our communities are impacted by the overdose crisis. We must come together to find solutions, save lives, and foster a healthier future for all in Marin."

Matt Willis
 Marin County Public Health Officer

Save lives at
odfreemarin.org

#odfreemarin
 #wheresthefentanyl
 #heymarinwtf

A PARTNERSHIP OF



Fentanyl Awareness Campaign



6 out of 10 fake prescription
 pills contain a potentially
 lethal dose of fentanyl.*

Save lives at **odfreemarin.org**

HEY WHERE'S MARIN THE FENTANYL?

A PARTNERSHIP OF
 The County of Marin, Marin Community Foundation,
 Good Stuff Branding & Marin Independent Journal.

*Source: Drug Enforcement Administration (DEA)

Increasing Narcan Availability

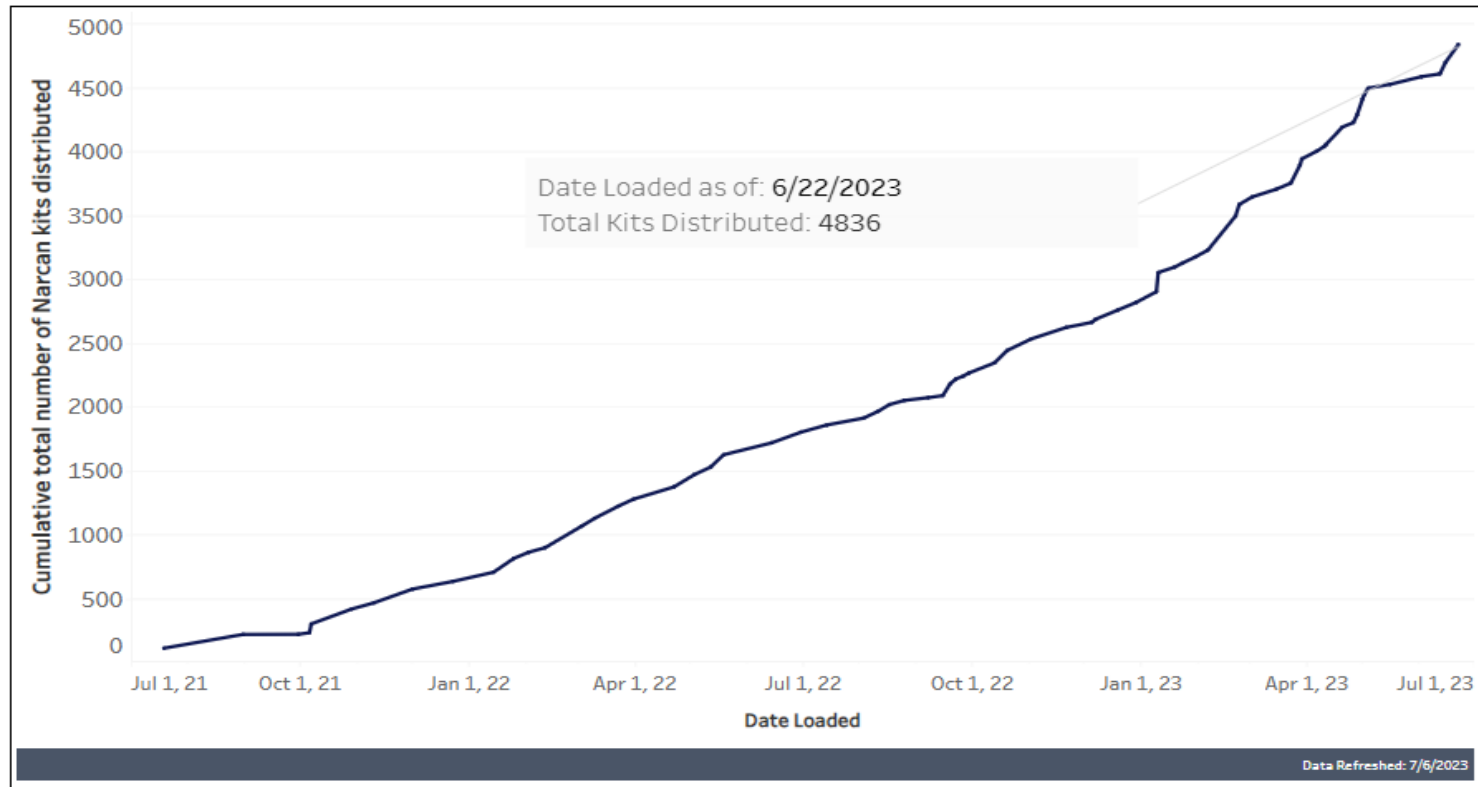
- 5 Narcan vending Machines for free access
- Narcan present in all middle and high schools
- Community events and trainings
- CRT's dispense Narcan in low income zones



- 1,400 residents trained and given Narcan kits
- 20 locations county-wide
- Wide media coverage



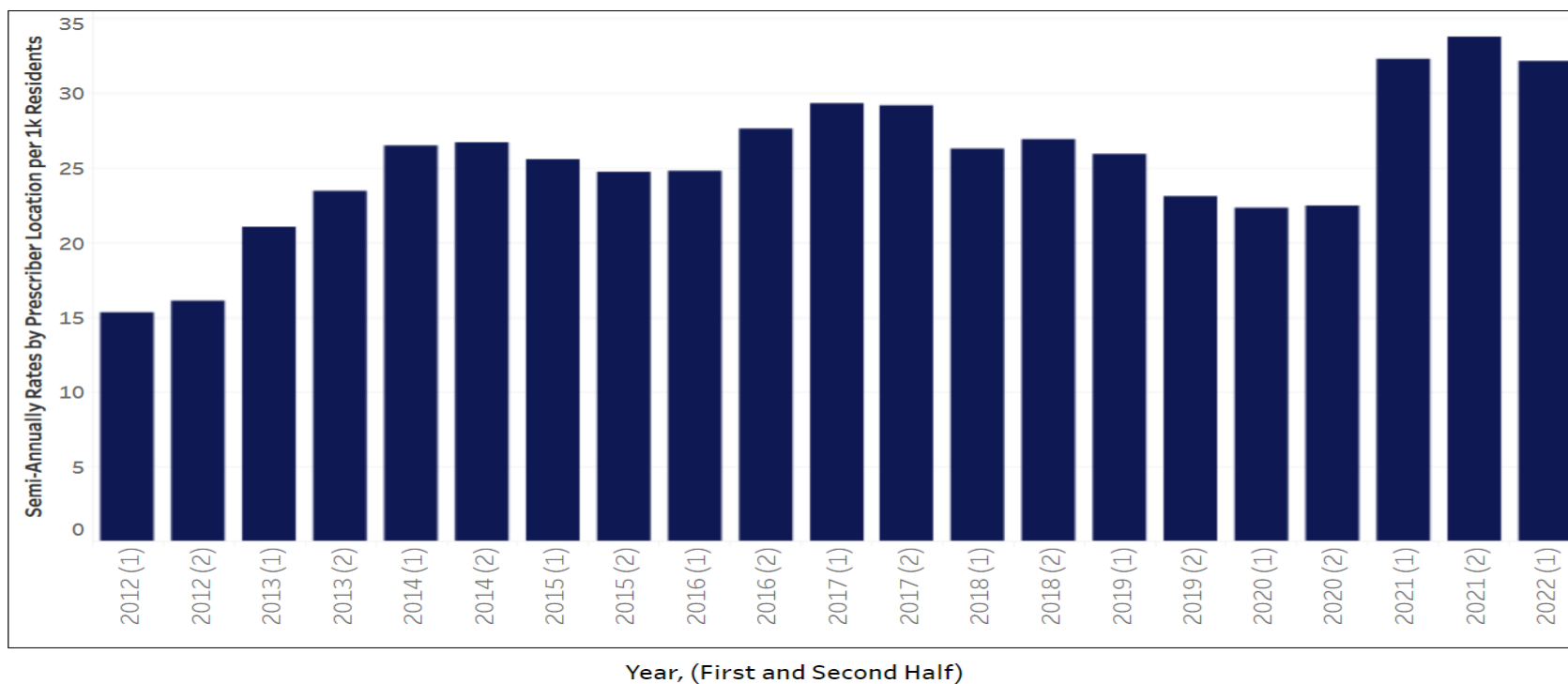
Narcan Kits Distributed Through OD Free Marin



Access to Treatment

- Substance use treatment reduces overdose risk
 - Buprenorphine and methadone treat opioid dependence
- Support clinicians to offer treatment
- Reduce stigma of seeking treatment
- Focus of Marin County opioid settlement funds
- MHMC Substance Use Navigator highly effective

Treatment: Buprenorphine Prescriptions Marin County

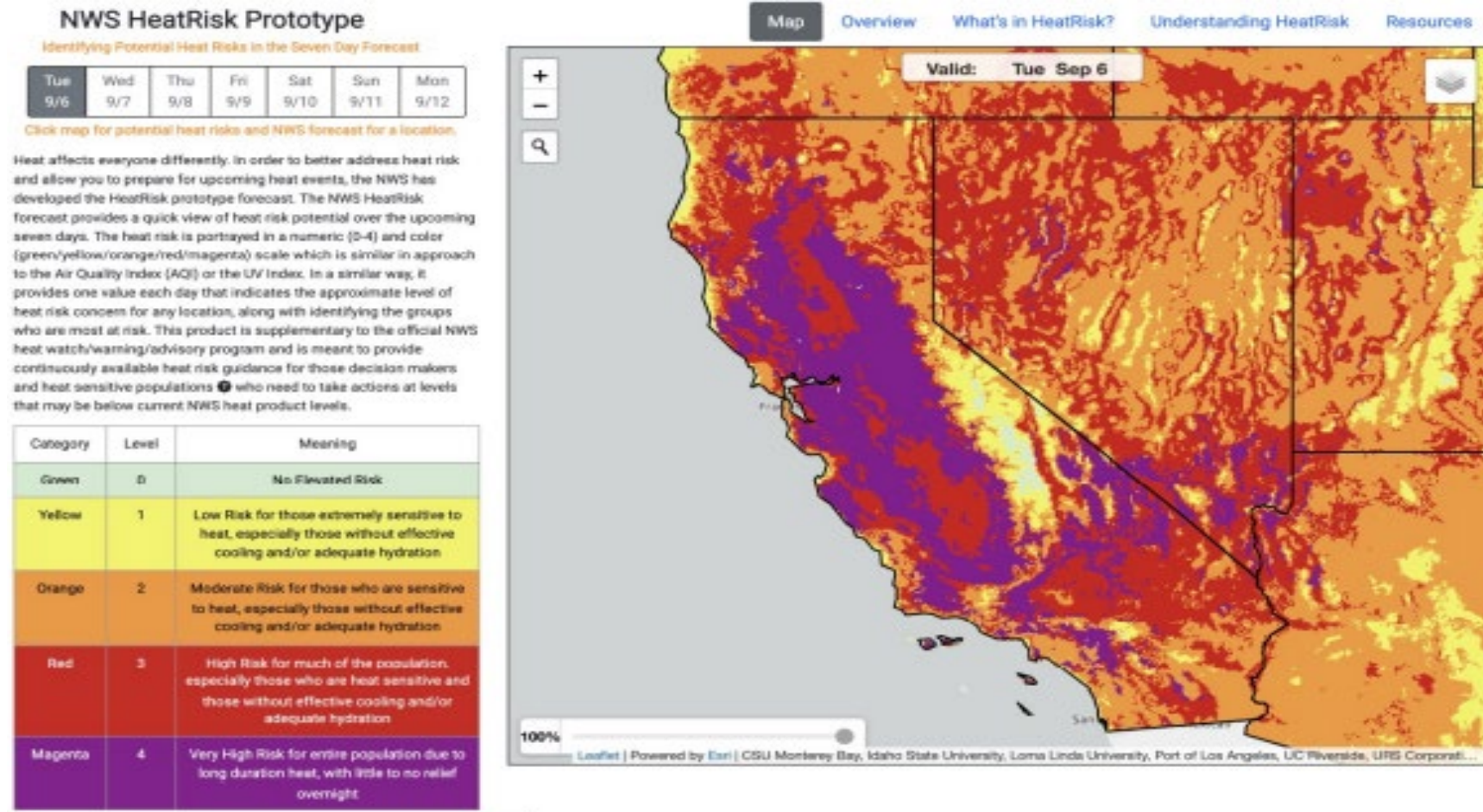


Data Source: California Controlled Substance Utilization Review and Evaluation System (CURES). 7/31/2023

PH Impacts of Climate Change

- Protecting residents from the impact of climate change
 - Heat
 - Floods
 - Wildfire
 - Wildfire smoke
- Preparation, Response, Recovery
- Data, Communications
- Mass care and shelter

NWS HeatRisk and Marin County Heat Response



Actions Tied to High or Very High HeatRisk

- Marin OES will monitor HeatRisk and issue warning
- Residents follow recommendations to prevent heat illness (emergency.marincounty.org)
- County, Cities and Towns should open cooling centers
- Consider canceling or postponing outdoor events
- Schools reschedule sporting events and practices
- Check on vulnerable neighbors, friends and family members
- Welfare checks on select IHSS clients and homeless residents

Marin County Heat-Related Illness 2019-2022: More EMS Calls on Hot Days

EMS Calls for Symptoms Exacerbated by Heat AND Severe Heat Illness (Heat Exhaustion & Heat Stroke)



*Outlier due to public holiday, excluded from further analyses.

Public Health Priority: Reducing Gaps in Life Expectancy

County Health
Rankings & Roadmaps

Building a Culture of Health, County by County

Marin, CA

2023 | ▼

Rank #1 of 58 ranked counties in [California](#)

[Download California data sets](#)

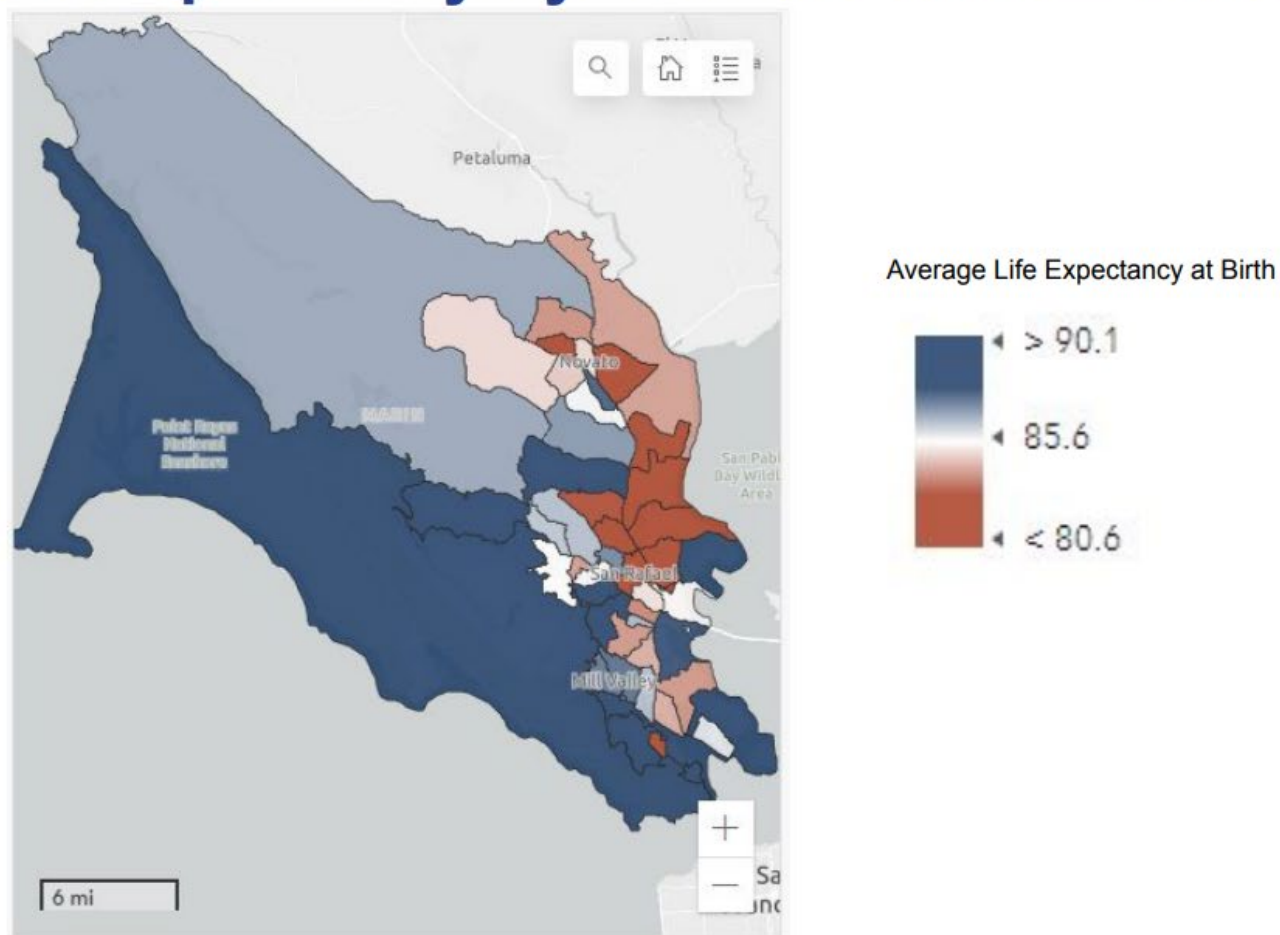
Health Outcomes

Health outcomes represent how healthy a county is right now, in terms of length of life but quality of life as well.

Marin (MR) is ranked among the healthiest counties in California (Highest 75%-100%).



Community Life Expectancy by Census Tract — 2017-2021



Where You Live Matters to Your Health

Marin City

Life Expectancy
77.1 Years

Leading Cause
Premature Death


Cardiovascular Disease

Sausalito Waldo Point

Life Expectancy
92.0 Years

Leading Cause
Premature Death

25 **Cancer**



Where You Live Matters to Your Health

Marin City

Median Household Income
\$39,000

Bachelor's Education or Higher
37%


CA Diversity Percentile
99%

Sausalito: Waldo Point

Median Household Income
\$106,000

Bachelor's Education or Higher
65%

CA Diversity Percentile
7%



Reducing Gaps in Life Expectancy

Building partnerships to prevent premature cardiovascular disease in African American residents

Engagement with impacted communities in interpretation and response to disparities

Identify and address drivers that connect to:

Nutrition

Physical activity

Chronic disease management/ access to care

Stress

Data: Public Health Dashboards

 [Resources](#) [Events](#) [RFPs](#) [Services](#) [How Do I?](#) [Select Language](#)

Marin County Public Health Dashboards

[Home](#) » [Marin County Public Health Dashboards](#)

We create public health dashboards so Marin residents can explore data on important health outcomes and factors. We will continue to add dashboards as new public health priorities emerge.

Reportable Communicable Diseases



Find counts and rates of reportable communicable diseases overall and by demographic subgroup from 2013-2022.

COVID-19



See our data on COVID-19 transmission, outcomes, and vaccination coverage.

Life Expectancy



Explore life expectancy in your neighborhood and what Marin HHS is doing to advance equity for all residents.

OD Free Marin



Find data related to drug overdoses and OD Free Marin performance metrics.

COVID-19 Community Assessment



Learn more about what Marin residents in different neighborhoods told us about the COVID-19 pandemic response.

Hepatitis C



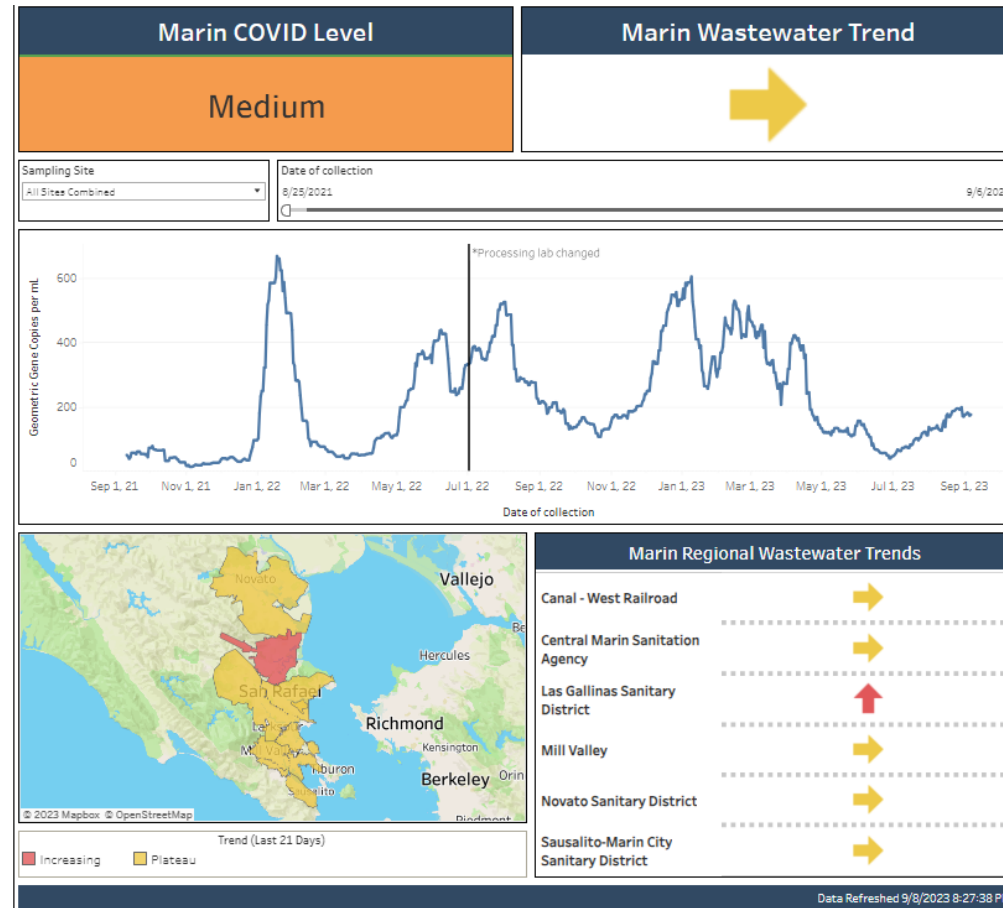
Learn about the burden of hepatitis C in Marin and progress toward our Coalition's goals.

Influenza/RSV



See data related to influenza and respiratory syncytial virus (RSV) in Marin residents.

COVID-19 Surveillance – Wastewater Monitoring



Marin Public Health Strategy: Partnerships

- Public health threats are complex and require cross sectoral action
- PH is more effective as catalyst and coordinator of community-wide action than as a parallel service provider
- Examples: OD Free Marin, COVID response, Healthy Marin Partnership, Smoke Free Marin, CRT's, data sharing
- Opportunity: Strengthen CRT's, build evidence-base for effective coalitions; culture of data sharing

Public Health Agency

VS

Public Health System

Community Response Teams

Vision Statement:

Collaboratively build capacity with public, private and philanthropic agencies to prepare for, respond to, and recover from, public health threats and emergencies with equitable support for Marin's vulnerable populations.

Community-specific factors

- Language
- Race
- Income
- Education
- Politics
- Housing conditions
- Access to healthcare, nutrition and physical activity
- Health priorities
- Whom is trusted
- Landscape of partner agencies

Community Response Team Partners



The Goal

To collaboratively build an equitable public health infrastructure to improve community health.

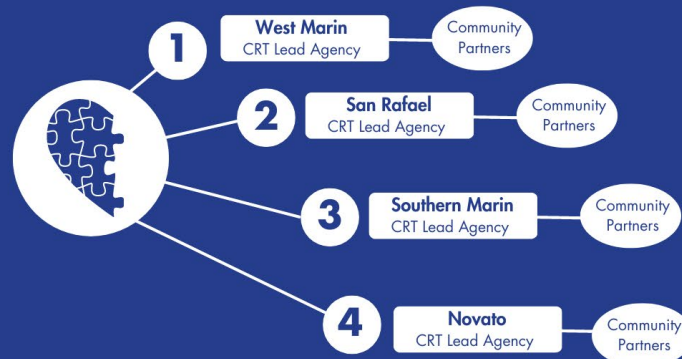
Relationships & Partnerships

We foster success through strong community relationships and strategic partnerships with community partners and Marin County Public Health, delivering essential resources to meet the community's needs.

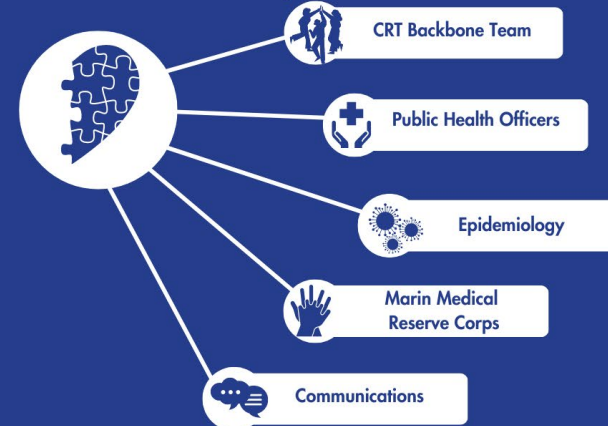
Marin County Community Response Team Initiative



Community Response Teams (CRT)



Marin County Public Health



Community Partners

- ✓ Non-Profit Organizations
- ✓ Education
- ✓ Community Health Clinics
- ✓ Faith-Based Organizations
- ✓ Business
- ✓ City & County Representatives (law enforcement & fire)



- ✓ Connection
- ✓ Bridge Building
- ✓ Strategy & Evaluation
- ✓ Information & Communications
- ✓ Zone Specific Data Sharing & Interpretation
- ✓ Equitable Distribution of County provided Resources
- ✓ Build Capacity

Marin County Public Health Offers

The Goal

To collaboratively build an equitable public health infrastructure to improve community health.

Relationships & Partnerships

We foster success through strong community relationships and strategic partnerships with the CRTs and Marin County Public Health, delivering essential resources to meet the community's needs.

Marin Public Health Strategy: Innovation

Pandemic Examples:

First Drive Thru COVID Testing

First CA County to open public schools

First to use COVID-sniffing dogs in long term care

Pilot projects in experimental phases:

Rapid antigen testing

Wastewater sampling for virus levels

Community Response Teams in low income zones

Wastewater Surveillance for Infectious Targets

Current Targets:

- COVID-19
- Influenza A & B
- RSV
- Norovirus
- HMPV
- Monkeypox

Upcoming Targets (starting 9/11/2023):

- *Candida Auris*
- Hepatitis A
- Rotavirus
- Adenovirus Group F
- Parainfluenza
- Enterovirus D68

Wastewater Surveillance for Non-infectious Targets

Current targets:

- Xylazine (Hydroxy xylazine)
- Fentanyl (Norfentanyl)
- Cocaine (Benzoylecgonine)
- Methamphetamine
- Amphetamine
- Nicotine (trans-3-hydroxycotinine)

Future targets (Fall 2023-Early 2024):

- Treatment medications (buprenorphine, methadone)
- Naloxone/narcan
- Prescription medications
- Stress biomarkers
- Alcohol

Summary

- Marin County Public Health is shifting from pandemic response to new normal
- Building on lessons of the pandemic, we have identified 5 topic areas and 5 core competencies to focus on
- Overdose prevention and building resiliency to the effects of climate change are our highest priority topics
- Maintaining trust through the effective use of data and clear communications is critical
- We will maintain partnerships and practices that were proven during the pandemic to protect Marin residents

“Ask”

- Remain engaged as strategic partner
- Support ongoing collaboration between MarinHealth and Public Health
 - Data sharing, joint communications, consider funding for select projects
- Bring concerns or questions to us anytime



SUPPORT



TRUST



UNITY



EXCELLENCE

Thank You

Marin Health & Human Services

20 North San Pedro Rd San Rafael CA 94903

marinhhs.org

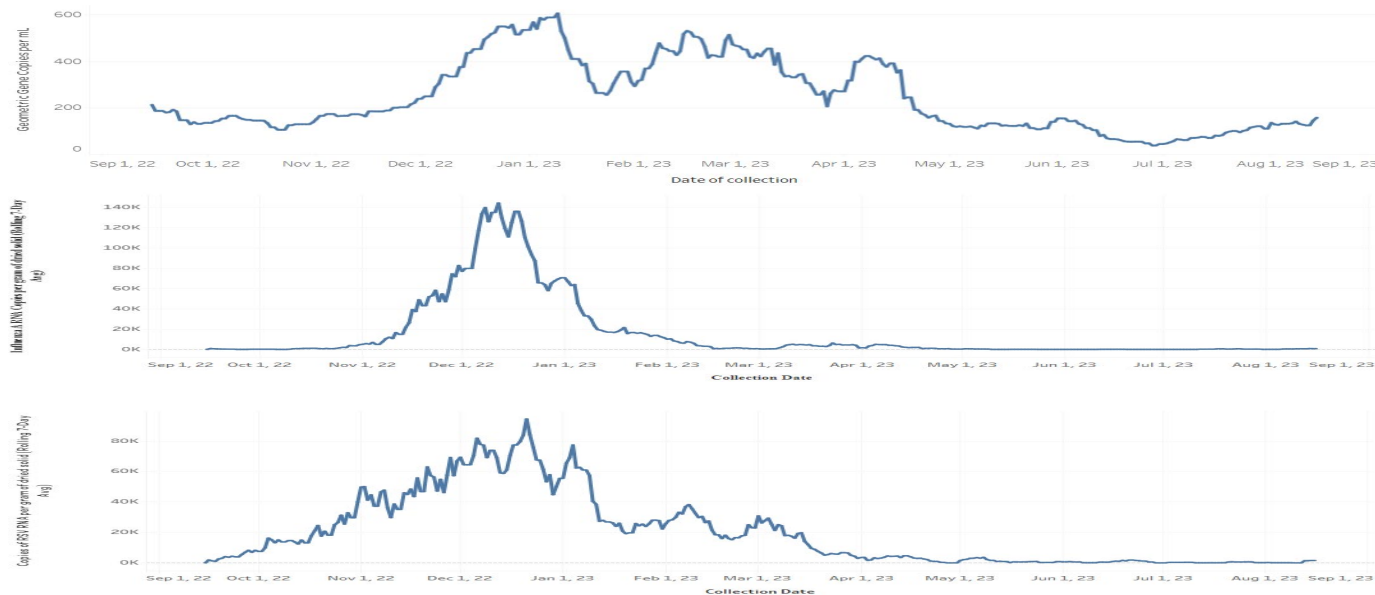


COVID-19, Influenza, and RSV Wastewater Surveillance

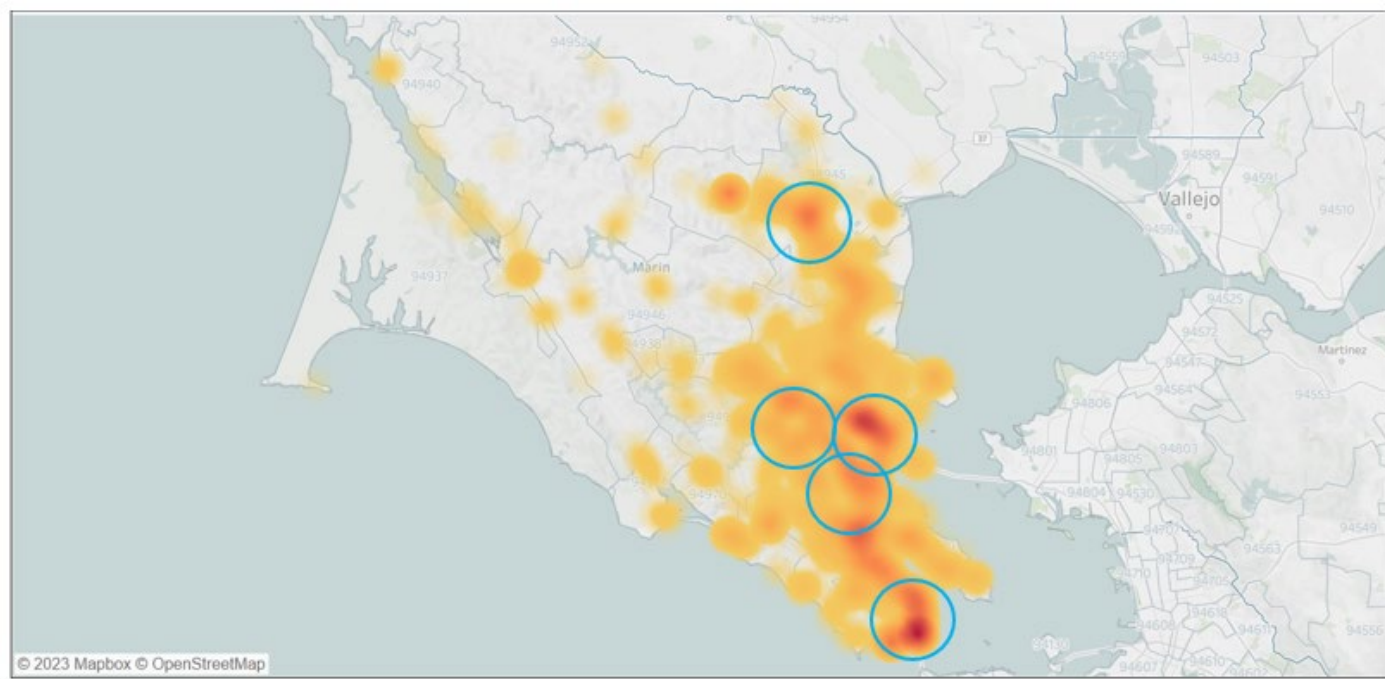
COVID-19

Influenza A

RSV



Locations of 911 Calls in Marin Involving Bikes & Scooters 2019 –



Cities with highest number of incidents

San Rafael

Novato

Mill Valley

Sausalito

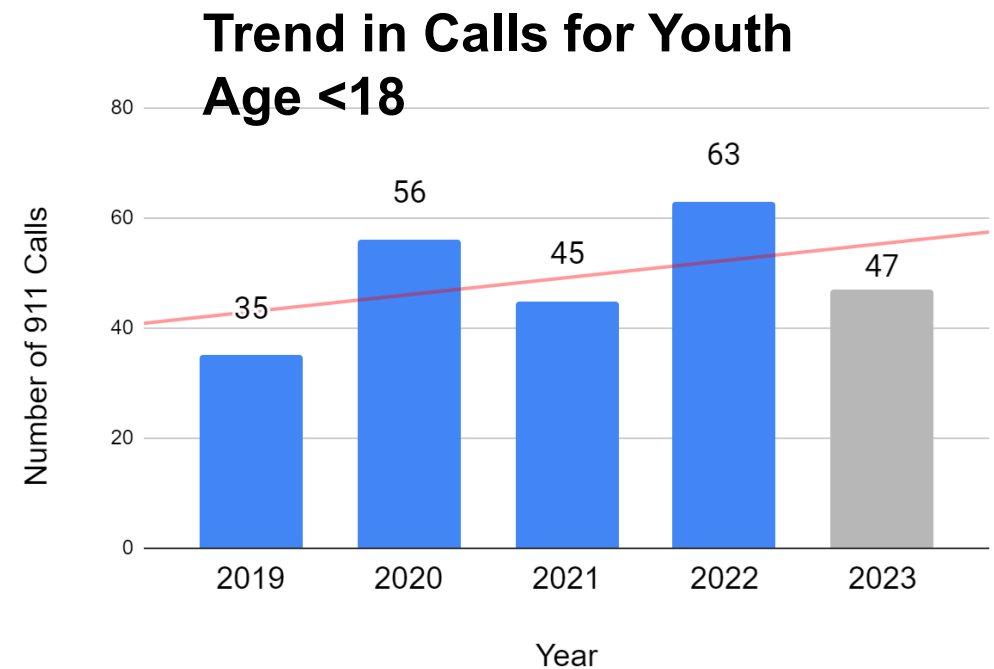
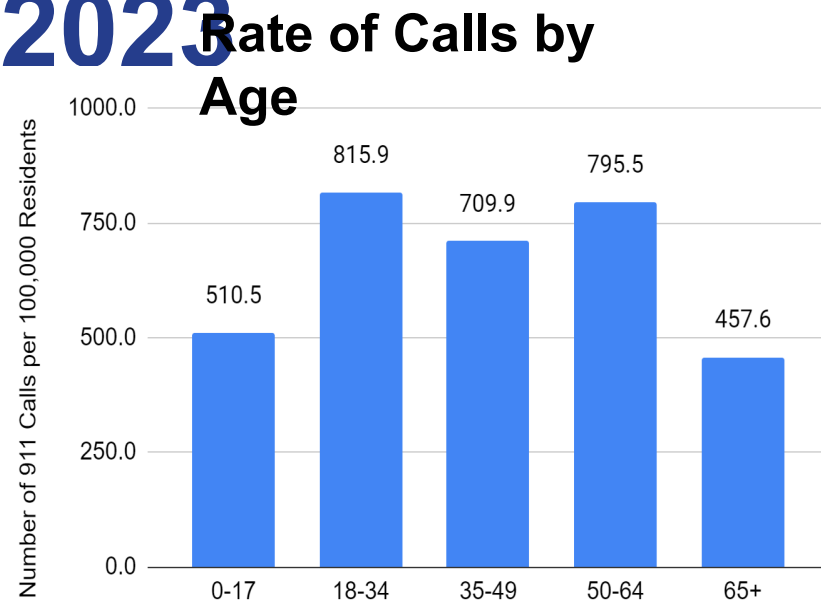
Larkspur

43

Data updated: 7/10/2023

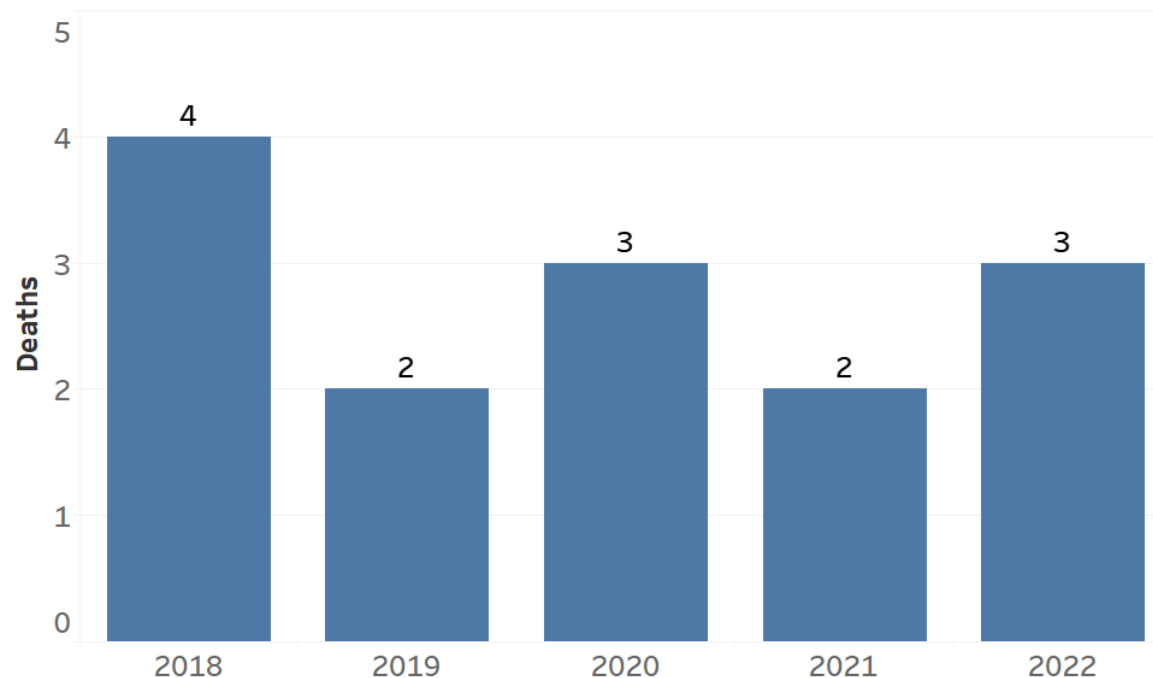
Data Source: EMS Data from
ImageTrend

911 Calls in Marin Involving Bikes and Scooters by Age 2019 - June 2023



Data Source: EMS Data from ImageTrend

Deaths in Marin Residents Involving Bicycle or Scooter Accidents

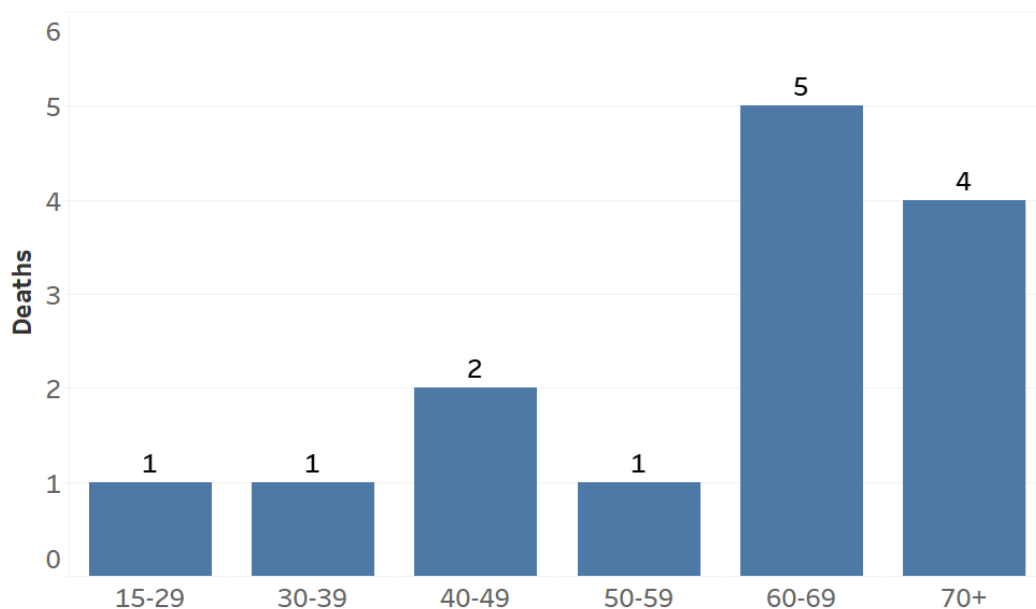


Data Source: CDPH Center for Health Statistics

Data Updated: 9/1/2023

*San Quentin inmates are not included.

Deaths in Marin Residents Involving Bicycle or Scooter Accidents 2018-2022

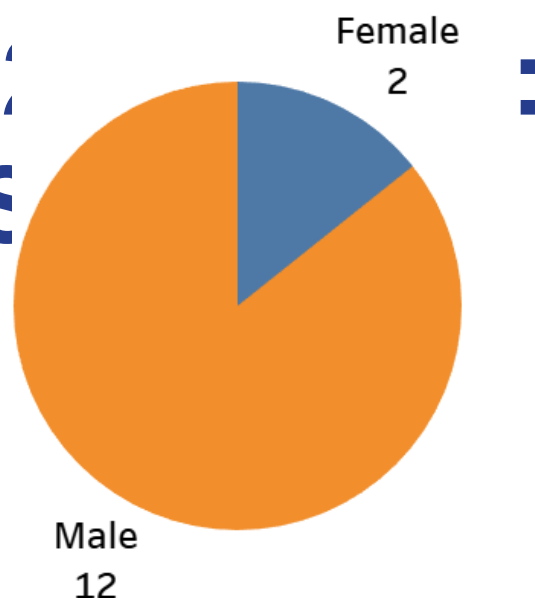


Data Source: CDPH Center for Health Statistics

Data Updated: 9/1/2023

*San Quentin inmates are not included.

Deaths in Marin Residents Involving Bicycle or Scooter Accidents : Decedent's



Data Source: CDPH Center for Health Statistics

Data Updated: 9/1/2023

*San Quentin inmates are not included.